



Climate Resilient Water Safety Plan (CR-WSP) Implementation Approach in Ethiopia

Azeb Tadesse Awoke

Water Resource Engineer(BSC)

Integrated River Basin Management (MSc)

WSSS Safety & Service Deliver Team Leader

Water Development Commission, Ethiopia

Sept 23/2021

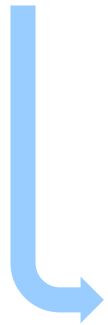
OUTLINE

- INTRODUCTION
- CR-WSP IMPLEMENTATION AND APPROACH IN ETHIOPIA?
 - Strategic Objective of National Climate Resilient Water Safety Plans Strategy Framework
 - Financing of the WSP Strategic framework
 - Monitoring and evaluation
 - Implementation approach(directions for CR- WSP strategic framework)
- CR-WSP AUDITING
 - Audit methodology
 - Audit finding
- IDENTIFIED GAPS
- SUCCESS FACTORS

INTRODUCTION

Climate Resilient Water Safety Plan (CR-WSP)

*A **comprehensive** risk assessment and risk management approach that includes **all steps** in the water supply from **catchment to consumer**, taking into account climate change impacts*

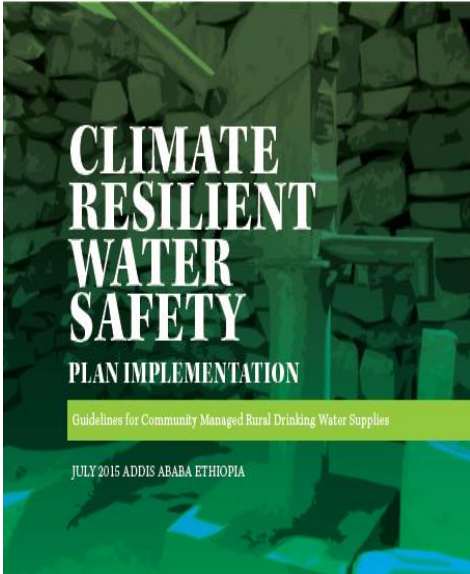
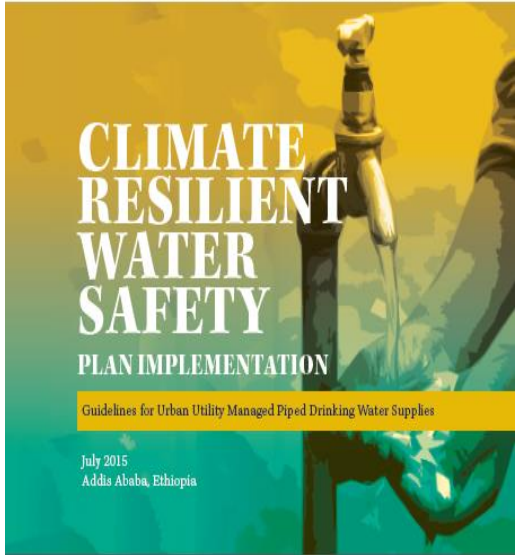


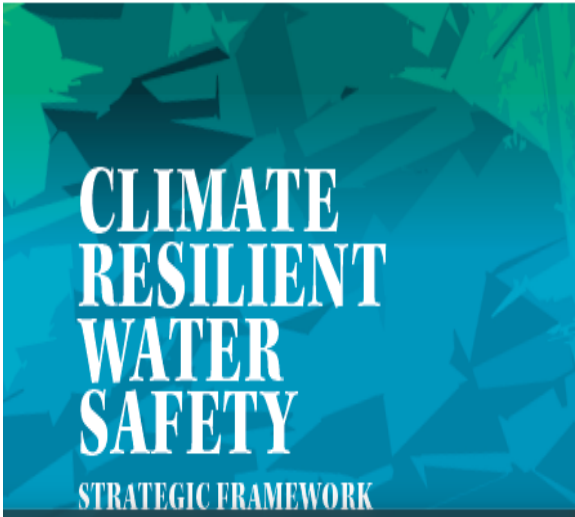
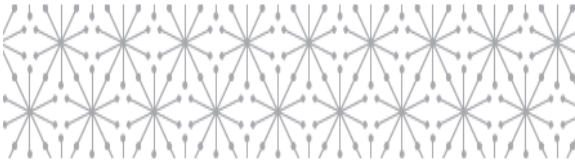


“Most effective means of consistently ensuring the safety of drinking-water supply”

CR-WSP IMPLEMENTATION APPROACH IN ETHIOPIA?

- JTR 5/ MSF-5 Prioritized Water Quality as one of the 5 major area of discussion and undertaking 2012
- National CR-WSPs strategic framework, and implementation guidelines developed 2015

CR-WSPs strategic framework, and implementation guidelines



A practical guide to Auditing water safety plans



Strategic Objective of National Climate Resilient Water Safety Plans Strategy Framework

- I. **Enhance a sustainability** of safe drinking water supply systems through implementation of the risk based management and multiple barrier approach
- II. **Enhance all drinking water supply systems** in the country to meet the national compulsory standard drinking water specification and be a country with a water supply system implementing health-based target in line with the national compulsory drinking water standard specification (CESDWS 2013)
- III. **Strengthen water quality monitoring and surveillance** capacity of the supplier, regulatory and the independent surveillance agency
- IV. **Guide the adoption of climate resilient WSP approach** as major component of the drinking water supply plans, programs and investment of the WASH sector
- V. **Strengthen capability** of the urban utilities and rural WASH committees and boards to develop, implement, and monitor climate risks and variability to the drinking water sources and be able to manage water supplies during normal and emergency conditions.

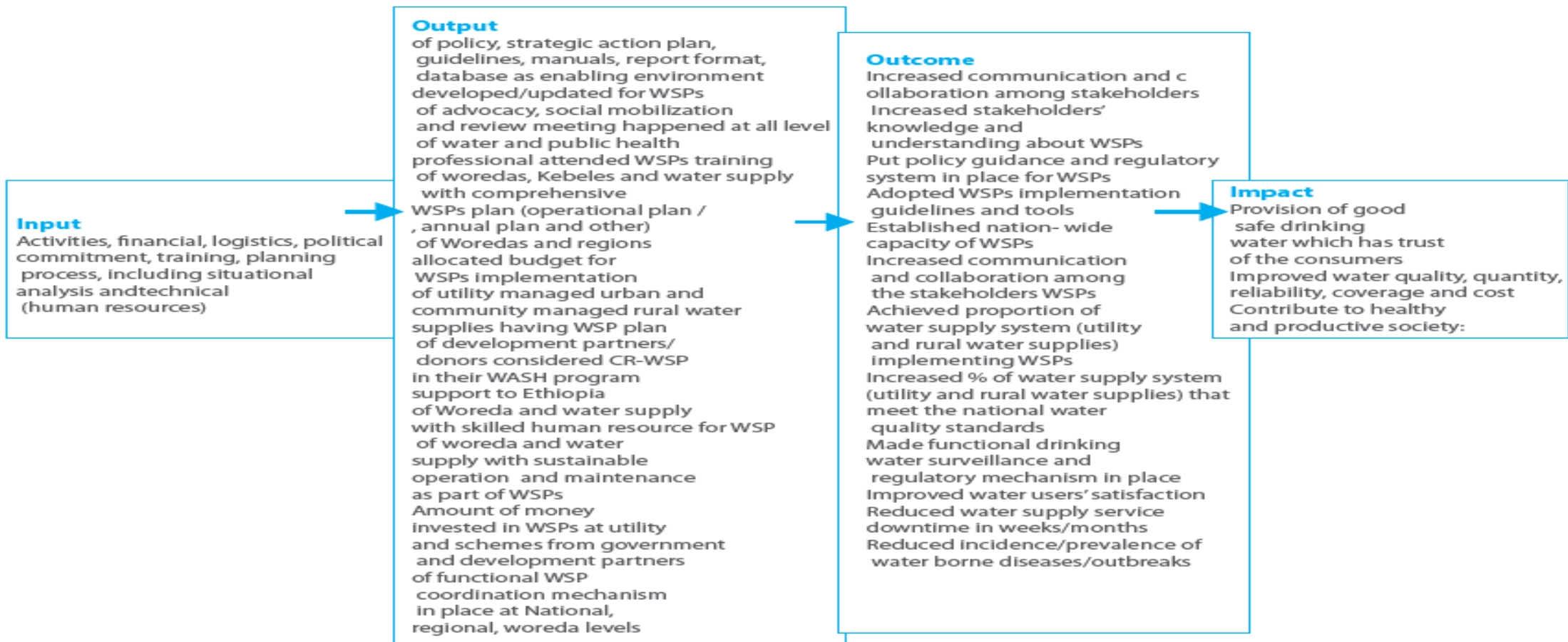
Financing of the WSP Strategic framework

The main financial sources for WSPs is

1. the federal, regional and local governments' annual capital and operational budget for development and operation for the urban utilities and community managed water supplies.
2. budget sources to be leveraged from donor and non-governmental organization (NGOs) development support for WASH programs and projects, and environmental protection such as OWNP and WASH projects implemented by NGOs.

MONITORING AND EVALUATION

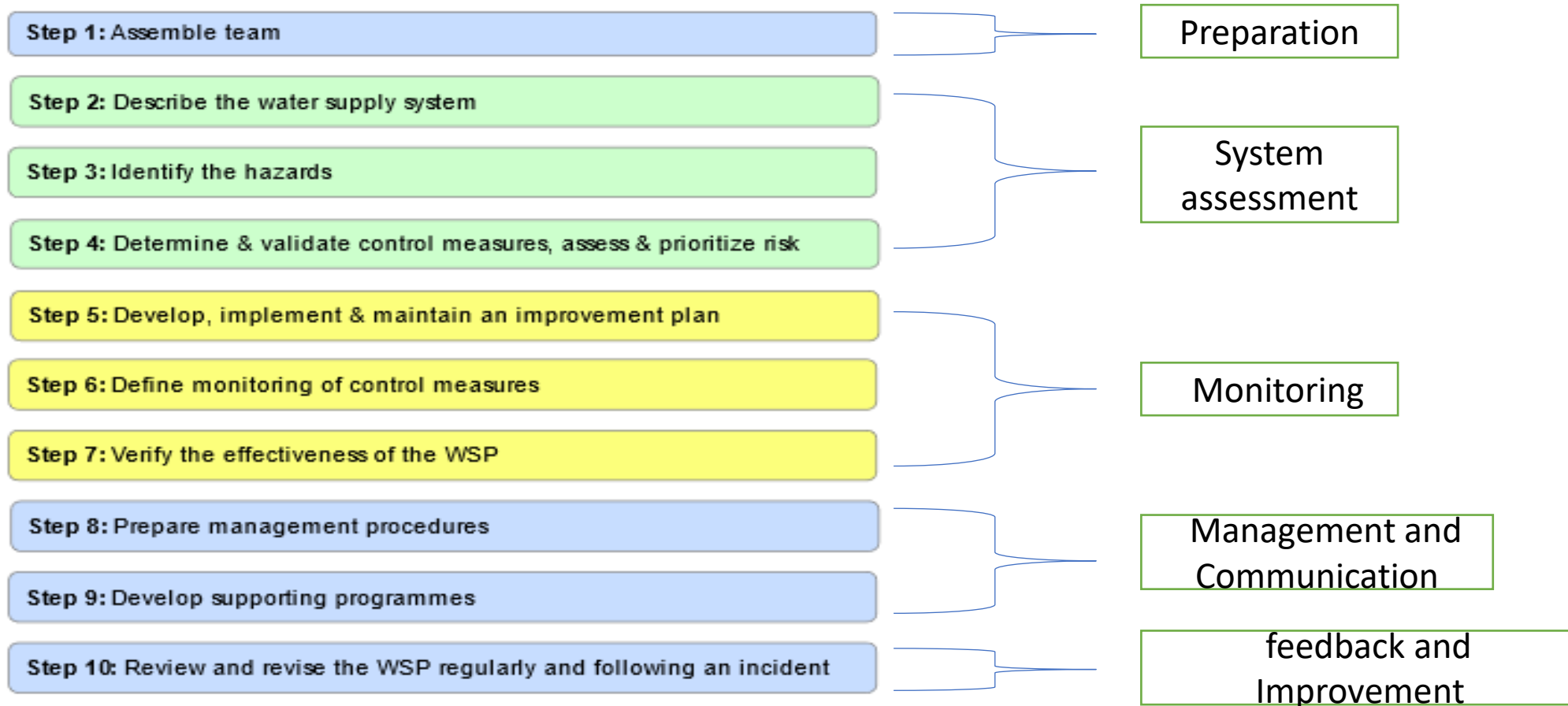
- will be implemented through **supervision, regular reporting and annual review** at national, Woreda and water supply system.
- Periodic evaluation will be conducted **two times** within the strategy time frame (midterm evaluation and end term evaluation end of 5 years)



IMPLEMENTATION APPROACH(DIRECTIONS FOR CR-WSP STRATEGIC FRAMEWORK)

✓Capacity Building trainings on the CR-WSPs development and implementation

- Capacitate the experts at national, regional ,utility and district level



Cont.....

✓ **Climate Resilient Water Safety Plan (CR-WSPs) pilot implementation**

- 31 water supplies (17 rural water schemes, 14 urban utilities)
- Reaching about 1.25 million people

✓ **CR-WSPs external – informal auditing** (process evaluation) of 16 sites

- 10 Town Water Supply & Sewerage Enterprises
- 06 Rural Community Managed Water Supplies

CR-WSP Audit methodology

1. CR-WSP Auditing Design

- participatory qualitative methods including review of existing documents, records and reports interviews with members of the CR-WSP teams and observation to each of the water supply systems.

2. Data Source and Data collection

- Document Reviews:
- Focused Group Interviews/Discussions
- Observation to water supply systems
- Inception and exit meetings:

3. Data as Analysis and scoring

- Qualitative rating of the TWSSEs and WASH committees based on their CR-WSP implementation

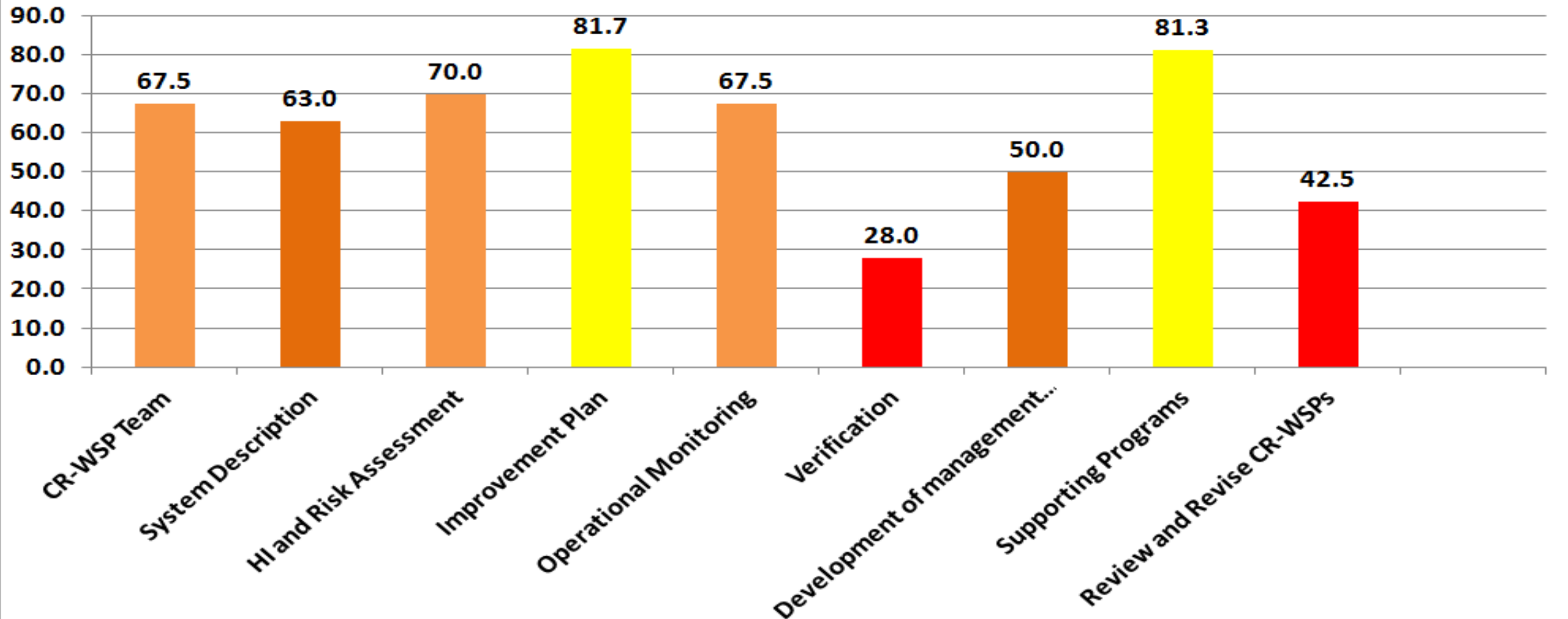
Cont.rating the status

| Color Code | Qualitative Score | CR-WSP Implementation /Performance Status |
|---------------------|------------------------------------------------|----------------------------------------------------------------------------------------------------------------------------------------------------------------------------------------------------------------------------------------------------------------------------------|
| Green | Excellent (>95%) | CR-WSP is thorough, up-to-date and fully implemented. Water quality risks are well managed |
| Light green | Very Good (85 - 95%) | Generally, CR-WSP is complete, up-to-date and well implemented. Some opportunities exist to strengthen the CR-WSP, its implementation and/or record keeping |
| Yellow | Good (75 - 84%) | CR-WSP elements have been generally addressed and good progress has been made to implement the CR-WSP. Several opportunities exist to strengthen the CR-WSP, its implementation and/or record keeping. |
| Light Orange | Average (65 - 74%) | Major CR-WSP elements have been generally addressed and some progress has been made to implement the CR-WSP. Focused efforts by the CR-WSP team are needed to strengthen the CR-WSP, its implementation and/or record keeping to lift CR-WSP implementation status above average |
| Dark Orange | Attention Needed (50 - 64%) | The CR-WSP is not sufficiently complete, up-to-date and/or implemented. Attention is needed to improve water safety risk management |
| Red | Priority Attention Needed (<50%) | There are a number of critical gaps in the CR-WSP and/or its implementation indicating insufficient water safety risk management. Priority attention is needed to ensure safety the drinking water |

CR-WSP Audit Finding

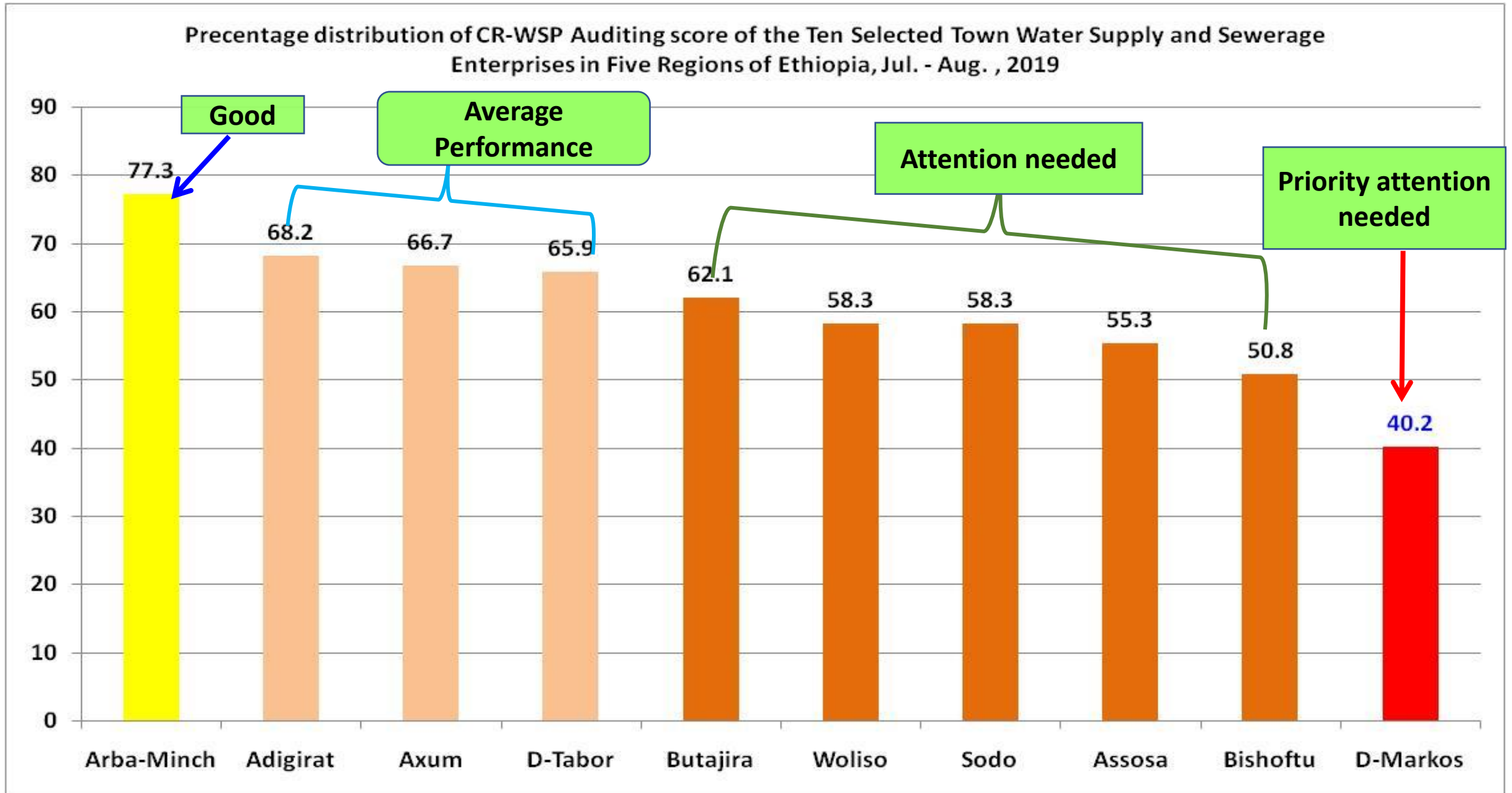
Audit Finding (Town water utilities, by WSP steps)

Percentage distribution of CR-WSP Auditing score by CR-WSP Elements among Ten Selected Town Water Supply and Sewerage Enterprises in Five Regions of Ethiopia, Jul. - Aug. , 2019



CR-WSP Audit Finding....

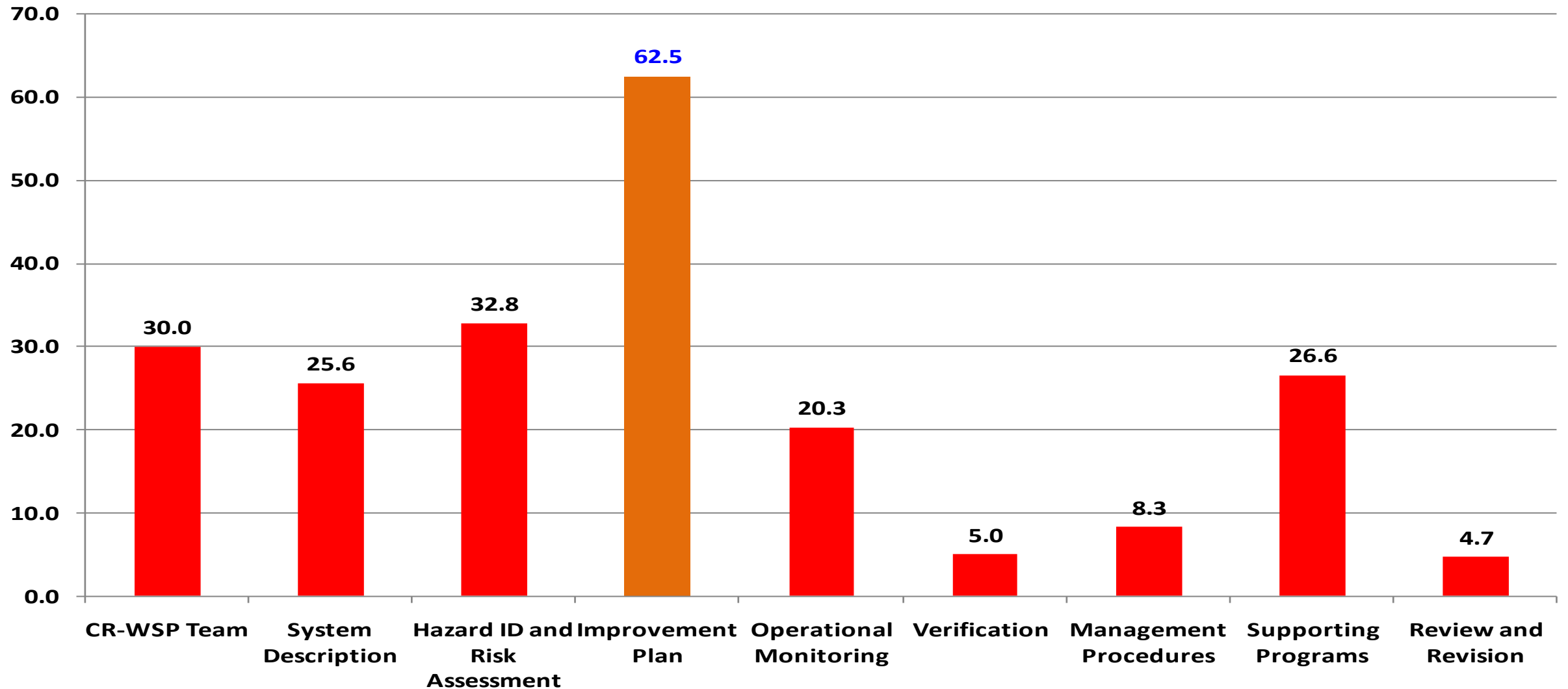
Audit Finding (Town water utilities, by selected utilities)...



CR-WSP Audit Finding....

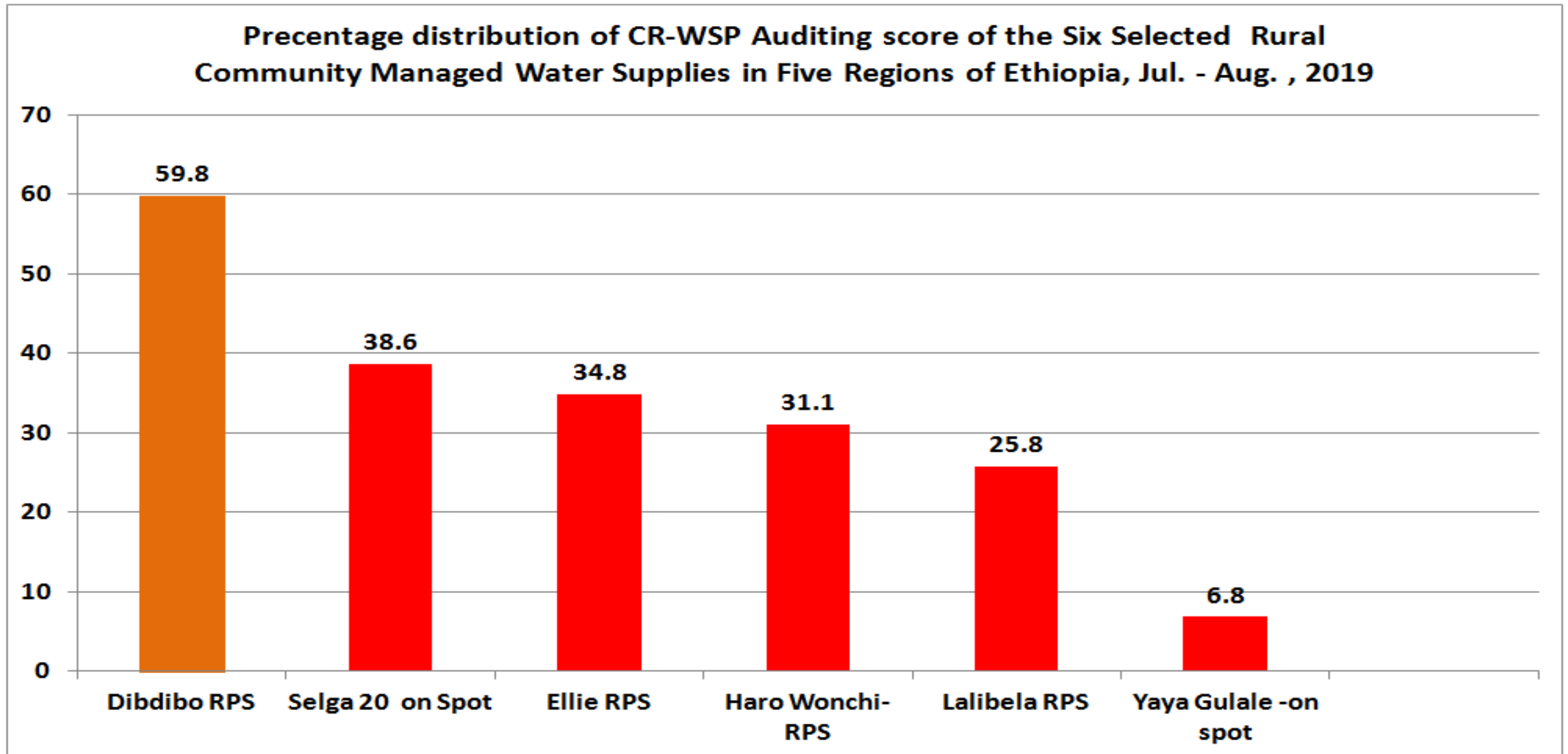
Audit finding (Rural , by WSP steps)

Ave. Percentage distribution of CR-WSP auditing score by WSP elements among Six Selected Rural Community Managed Water Supplies in five Regions of Ethiopia, Jul. - Aug. 2019



CR-WSP Audit Finding....

Audit finding (by Rural community managed water supplies)



Identified gaps

- Misconception about CR-WSP (considering it as a project)
- Lack of engagement from the regulatory body (MoH) to evaluate effectiveness of the CR-WSP implementation (compliance monitoring, etc)
- Recurrent turnover of leadership and trained technical staff
- Inadequate leadership commitment
- Lack Institutionalization of CR-WSP activities at all level in the sector strategies, plans, monitoring and evaluation systems
- Limited WASH sectors stakeholders engagement

Success factors

- Base on the above pilot result
 - Incorporated CR-WSP in water policy, strategy and OOWNP and **utility performance measures**
 - Standardize the CR-WSP implementation strategy and implementation guideline
 - **Adoption of CR-WSP approach by different partner organizations**
 - Scale up of the CR-WSP to 50 sites (20 rural and 30 urban) by mobilizing budget with new approach
 - ❖ Comprehensive risk assessment and
 - ❖ Comprehensive rehabilitation need



Thank you